

Melatonin and Gibberellin Employing to Mitigate Heat Stress Effects on “Canino” Apricot

Saied Kamel Mohamed Abd El-Naby

Horticultural Crops Technology Dept., National Research Centre, Dokki, Giza, Egypt

Yahia Ibrahim Mohamed El-Naggar

Hort. Res. Inst., Agricultural Research Center, Giza, Egypt

Osama Abd El-Fattah Amin

Horticultural Crops Technology Dept., National Research Centre, Dokki, Giza, Egypt

Mohamed Hemdan Mohamed Baiea

Horticultural Crops Technology Dept., National Research Centre, Dokki, Giza, Egypt

Mostafa Ramadan El-Sonbaty

Horticultural Crops Technology Dept., National Research Centre, Dokki, Giza, Egypt

Amr Abdelkhalek (Corresponding Author)

Horticultural Crops Technology Dept., National Research Centre, Dokki, Giza, Egypt

Email: d.ammora@gmail.com**Article History**

Received: 20 July, 2023

Revised: 15 September, 2023

Accepted: 20 October, 2023


Published: 30 October, 2023

Copyright © 2023 ARPG

This work is licensed under

the Creative Commons

Attribution International

 CC BY: Creative
Commons Attribution License
4.0

Abstract

The fruit yield of apricot trees may decrease as a result of temperature stress. Through improving growth, productivity, and fruit quality, some compounds may play a significant part in resolving that issue. Therefore, this study was conducted during two successive growing seasons (2017 and 2018) in order to lessen the effects of heat stress on the production and fruit quality of Canino apricot trees cultivated on the farm of the Horticulture Research Station at El Kanater El Khayreia, Egypt, by foliar spray of hormonal substances and antioxidants i.e. (melatonin “MEL” or gibberellic acid” GA3 “each at concentration (25 mg/L) at pre-dormancy stage. It could be concluded that spraying Canino apricot trees at pre-dormancy stage (August) with both of GA3 and MEL enhanced the vegetative growth, as well as it improved flower quality compared with untreated control during the two cultivated seasons, also, melatonin improved growth and fruit set, yield, and fruit quality, followed by gibberellic acid compared with Control.

Keywords: *Prunus Armeniaca*; L.; Melatonin; Gibberellin; Growth; Yield; Fruit quality.

How to Cite: Saied Kamel Mohamed Abd El-Naby, Yahia Ibrahim Mohamed El-Naggar, Osama Abd El-Fattah Amin, et.al, 2023. "Melatonin and Gibberellin Employing to Mitigate Heat Stress Effects on “Canino” Apricot." *Journal of Agriculture and Crops*, vol. 9, pp. 524-532.

1. Introduction

Perennial crops like stone fruits are among those that are temperature-sensitive [1]. Plant phenology adjustment, such as timing of leafing, blooming, harvest and fruit production, and decrease in winter chilling, all contribute to the risk of temperature change in horticultural crops [2]. Horticultural crops respond differently to temperature stress depending on a number of variables, including crop growth stage, type of plant tissue, and temperature stress type. Yield in apricots can be affected by many environmental and physiological factors [2-7]. High temperature often accelerates the initiation processes, which results in less antioxidant activity from the existing or newly added antioxidants [8, 9]. Recently, a natural compound as an antioxidant and growth promoter like Melatonin (MEL.) is used to protect the crops during moderate and high heat conditions, and increase yield. Melatonin is an indole molecule that has a structure with other vital compounds including tryptophan, serotonin, and indole- 3-acetic acid (IAA), as it has the ability to adjust plant growth and development according to the dose of addition [10]. Exogenous melatonin may alter the amount of endogenous free IAA, according to a theory put out by Arnao and Hernandez - Ruiz [11]. Melatonin is known to play a dual function in protecting plants from biotic and abiotic stress [12]. Melatonin plays a role in a variety of plant processes, including postponing flower induction [13]. Three kinds of melatonin-related roles in plants may be identified: growth-promoting auxin roles [14], free radical-scavenging roles as the first line of defence against oxidative stress [15], and thirdly, MEL is thought to have a role in a variety of physiological processes in plants, including root and shoot growth [16], blooming, the formation of flowers and fruits, and the postponement of leaf senescence [13] or maintenance of developmental stages in fruit tissues [17]. Among its various roles, MEL promotes cell redox status stabilisation and tissue protection against reactive oxygen that builds up in stressful environments. The developmental processes throughout both vegetative and reproductive growth are impacted by exogenously administered MEL. Gibberellins (GA3) are naturally occurring growth hormones that play a key part in triggering the auxin response. This reaction aids in the growth and development of

many plants and has a direct impact on the quality, yield, internode elongation, blooming, and fruiting of plants. The utilization of GA₃ in agricultural techniques has the potential to boost fruit yield and enhance fruit quality. Numerous researchers have also claimed that it enhances fruit size, production, and quality either directly by influencing growth and development processes or indirectly by controlling crop load and plant vigour [18-20]. Additionally, it has a wide range of physiological impacts on blooming, growth, germination, stem lengthening, leaf expansion, and cell expansion [21]. Exogenous GA₃ treatment to plants increases the activity of several important enzymes and photosynthesis [22]. Gibberellins were used for breaking the pre-dormancy of apple [23]. Einhorn, *et al.* [24] found that applications of GA₃ at low rate (20 ppm) on the late-maturing sweet cherry improved fruit quality. Gibberellins largely influence growth by regulating cell elongation and division, which has an impact on yield, its constituents, and the quality of different grape cultivars [25]. The experiment was conducted to identify the effect of MEL and GA₃ when sprayed at pre-dormancy stage through data on growth, yield, and fruit quality.

2. Materials and Methods

2.1. Plant

Canino apricot (*Prunus armeniaca*, L.) trees were cultivated on a farm at the Horticulture Research Station in El-Kanater El-Khayreia, Kalubeia Governorate, Egypt. They were grafted on a local apricot rootstock and were around thirteen years old, symmetric, and in good health. This research was conducted over the course of two consecutive growth seasons (2017 and 2018).

2.2. Foliar Spray Compounds

In order to lessen the effects of heat stress on growth, productivity, and quality, foliar sprays of the hormones and antioxidants gibberellic acid (GA₃) and melatonin (MEL) were applied in each season in the middle of August (pre-dormancy stage). GA₃ (product from Science Lab. com, Inc. Chemical Laboratory Equipment, 14025, Smith Road, Houston, Texas 77396, USA). MEL (product from ScienceLab.com, Inc. Chemical Laboratory Equipment, 14025, Smith Road, Houston, Texas 77396, USA). This was done in comparison to the water-sprayed trees (control). Triton B was used as a wetting ingredient in all spray solutions at a concentration of 0.1% to reduce surface tension. Each tree under treatment got 20 L of the applied solution, which was misted until runoff in the early morning hours. This experiment was conducted using a complete randomised block design with three treatments, each of which had three replicates where the tree is one replicate. For all trees, comparable horticultural procedures were used, as advised by Egypt's Ministry of Agriculture. All of the trees were irrigated using a flood irrigation system.

2.3. Growth

Three branches/tree/year that were two years old were assessed. Branches were uniform in all cases, measuring between 100 and 120 cm in length and 20 to 25 cm in diameter, and they were positioned at similar heights and various orientations. At full bloom, when 50 % of the flower buds were opened, total numbers of flower buds were counted (percentage of buds opening were recorded and determined at the completion of flowering "full bloom"). percentage of total number vegetative buds opening was recorded and determined after bud burst stage. After 30 days of full bloom, fruit set was calculated as the ratio of fruits to total flower buds (fruits/buds). Data were recorded on shoot length extension (cm.); number of leaves extension were measured during mid-June in each season.

2.4. Fruit Yield

When fruit was being picked from trees, the yield observations were made. Fruits were picked from each tree, instantly weighed, and represented as kilograms per tree.

2.5. Fruit Physical Characteristics

Twenty fruits from each tree were sampled during harvest and delivered in plastic bags to the lab for testing. Samples were weighed on a top pan balance for fruit weight, and the average weight was given in grammes per fruit (g). Fruit diameter: Using Vernier callipers, the average fruit diameter was determined and represented in centimetres per fruit (cm/fruit). Fruit firmness: a pressure tester (Magness-Taylor Pressure tester, Model FT 327) was used to determine fruit flesh firmness in pounds per inch² (Lb/inch²).

2.6. Fruit Chemical Analyses

By placing a few drops of fruit juice on the prism of a Carl Zeiss hand refractometer (0 to 32 Brix), total soluble solids (TSS) of fruit juice were calculated. Prior to usage, distilled water was used to calibrate the refractometer. Titratable acidity (TA): In an electric blender, five grammes of fruit pulp were fully homogenized with distilled water before the amount was increased to 50 ml. After that, the mixture was run through Whatman No. 1 filter paper. Then, phenolphthalein was used as an indicator to titrate five milliliters of the sample until a pink end point appeared. By utilising phenolphthalein as an indicator and titrating the fruit pulp extract with 0.5N NaOH, the TA of the fruit was calculated. The proportion of anhydrous citric acid was used to indicate this, as stated in A.O.A.C. [26].

2.7. Statistical Analysis

Each season's data was subjected to a variance analysis in accordance with [Snedecor and Cochran \[27\]](#), and significant differences between means were identified using the Duncan's multiple test range [28].

3. Results and Discussion

Figure 1 shows the effect of spraying Canino apricot trees with melatonin and gibberellic acid during bud's pre-dormancy stage (August) on growth and fruit setting during 2017/2018 season. It is evident from the obtained results that spraying Canino apricot trees with melatonin was the superior among all treatments, especially regarding shoot length, and fruit set, while the second place was accessed by gibberellic acid. Spraying with water (control) was the lowest among treatments for the same three characteristics. There were no clear differences among treatments concerning the percentage of vegetative and flower buds, and number of leaves.

The second season results (Figure 2) show the positive effect of spraying Canino apricot trees with GA₃ or melatonin during bud's pre-dormancy stage (August) on shoot length, number of leaves, percentage of vegetative and flower buds, and fruit set compared with control. There were no clear differences between treatments in all characters in the second season, except for shoot length, which had a key role for both melatonin and gibberellic acid in obtaining the best results.

According to our research, throughout the two cultivated seasons of 2017/2018 and 2018/2019, foliar treatments of GA₃ and melatonin increased vegetative growth and boosted flower quality compared to the untreated control. By promoting or inhibiting growth and development, the administration of these hormones at low doses permits physiological processes to proceed at a typical rate [29]. The encouragement of stem development is the characteristic trait of gibberellins [30]. Auxins encourage the growth of flowers, thin tree fruit, and long shoots [31]. Numerous researchers examined the effects of GA₃ on different crops and came to the conclusion that GA₃ enhanced plant development [32, 33]. According to Rajput and Singh [34], treatment with GA₃ at 20 ppm improved shoot length in 16-year-old trees of ber cv. Banarasi Karaka. The balance between endogenous inhibitors and gibberellins may be one of the agents influencing floral bud induction and differentiation in the olive. This conclusion might be drawn from the fact that GA₃ spraying inhibits blooming and increases the hormones responsible for vegetative development. The ability to switch from floral to vegetative buds or to delay the floral transition by exogenous GA₃ in the "on" year may thus be helpful to combat the alternate bearing occurrence [35]. When olive trees were sprayed with GA₃ at a rate of 75 ppm at the beginning of December, vegetative growth increased [35]. Abd El-Naby, *et al.* [36], concluded that spraying Valencia orange trees with gibberellic acid showed the best vegetative growth, followed in descending order by spraying with melatonin. It is generally known that GA₃ is employed as a plant growth regulator to promote cell division and cell elongation, which have a favorable impact on the characteristics of vegetative development. It has an impact on a variety of plant growth processes, such as stem elongation through promoting cell division and elongation, blooming, fruit development, and pre-dormancy breaking [37]. More dry matter accumulates as a result of GA₃'s favorable effects on plant vegetative development, which may be the primary factor in fruit yield. Additionally, since melatonin has both lipophilic and hydrophilic properties, it may be simple for the molecule to pass through morphological and physiological barriers with little difficulty, leading to its rapid transport into plant cells. One melatonin molecule has the capacity to scavenge up to 10 free radicals [38]. In addition to directly scavenging free radicals, melatonin's antioxidant activity can also increase antioxidant enzyme activity, protect antioxidant enzymes from oxidative damage, improve mitochondrial transport chain efficiency, and decrease free radical production [39]. Melatonin administration was the most noticeable treatment on the vegetative development of the apricot [40].

Spraying Canino apricot trees at pre-dormancy stage (August) with melatonin (Figure 3) showed a pivotal role in affecting the yield and its properties, and this was evident in the first season (2017/2018), where melatonin gave the highest fruit number, fruit weight and yield, followed by gibberellic acid compared with control.

Like the first season, Figure 4 shows spraying Canino apricot trees with melatonin at pre-dormancy stage (August) in 2018/2019 season which also achieved the best results concerning productivity (total number of fruits, fruit weight and yield), followed in descending order by gibberellic acid compared with control (spraying with water).

Spraying Canino apricot trees at pre-dormancy stage (August) with melatonin (Figure 3) showed a pivotal role in affecting the yield and its properties, and this was evident in the first season (2017/2018), where melatonin gave the highest fruit number, fruit weight and yield, followed by gibberellic acid compared with control.

Trees may suffer from issues related to high temperature stress, which might reduce fruit production and, as a result, existing and augmented antioxidant activity [9]. High temperatures during plant growth can impact hormone levels, primary and secondary metabolite concentrations, respiration, water relations, and membrane stability [41]. Numerous researchers examined the effects of GA₃ on certain plants and came to the conclusion that GA₃ increased plant production [32, 33]. Fruit weight and yield were reportedly boosted when 16-year-old trees of the ber cv. Banarasi Karaka were treated with GA₃ at 20 ppm, according to Rajput and Singh [34]. Çolak [42], applied melatonin and gibberellic acid to the leaves of jumbo blackberries and discovered that these treatments most effectively raised the quantity and weight of fruits, whereas GA₃ 5 ppm and MEL 10 ppm had the greatest impact on fruit size (length and breadth). Biostimulators can encourage the production of phytohormones, make it easier for nutrients to be taken up from the substrate, increase yield, and enhance product quality. Additionally, they act as agents to make plants more resistant to unfavourable circumstances like high temperatures, drought, heavy metals, etc. [43]. Melatonin can lessen the detrimental effects of climate change on plant yield [12, 40, 44-46].

Abd El-Naby, *et al.* [47] showed that fruit set percentage of navel orange was improved using GA₃ and Mel, and this resulted in improving number of fruits, fruit weight and tree yield. So, the use of GA₃ and melatonin at low concentration were favourable to produce high yield and maintained good fruit quality comparing with unsprayed

trees. According to Abd El-Naby, *et al.* [36], spraying Valencia orange trees with gibberellic acid produced the maximum yield, followed in decreasing order by spraying with melatonin.

Regarding fruit quality, Figure 5 indicated that spraying Canino apricot trees at pre-dormancy stage (August) in 2017/2018 season with melatonin exhibited the best fit of fruit diameter, fruit firmness, and juice total soluble solids, followed by gibberellic acid compared with control.

Like 2017/2018 experimental season, Figure 6 shows spraying Canino apricot trees with Melatonin which gave the highest fruit firmness, the lowest juice titratable acidity and the highest juice total soluble solids, followed in descending order by gibberellic acid compared with control.

Thus, the firmness, size, flavor, and beauty of the fruit play a major role in determining fruit quality and consumer acceptability of apricots. The main elements influencing productivity and marketability for growers are also fruit size and firmness. The impact of GA₃ on raising TSS is attributed to the vines' ability to store more carbohydrates and their increased rate of photosynthesis [48]. These auxins are recognized for their capacity to expand cells [49, 50], and promote date palm [51, 52], and Clementine mandarin fruit development [53]. To raise the size of grapes and the firmness of apricots, GA₃ is often utilized in fruit species [54, 55]. Fruit qualities improved when olive trees were sprayed with GA₃ at a concentration of 75 ppm on the first of December [35]. Additionally, because of the antioxidant characteristics of melatonin, it helps maintain cellular redox state and shield tissues from reactive oxygen, which builds up in a stressed environment. Melatonin is thought to benefit human health as well as food quality (a component of functional foods). This substance's molecular structure is comparable to that of the auxin, which suggests that it could function similarly in plants. Especially in the first season, the majority of produced navel orange fruit attributes did not substantially change between GA₃ and MEL treatments [47].

4. Conclusions

In general, it might be summarized that GA₃ spraying had the best results in terms of tree growth and yield, followed by MEL spraying. We advise spraying these materials, especially MEL and in descending order GA₃, on apricot trees to get a good growth and a higher yield because their use as biostimulators could be a good, practical, and affordable method useful in agriculture. The majority of characteristics of the resulting fruits did not significantly differ between all treatments. It has been shown that the employing of melatonin as an effective biostimulator, antioxidant and growth promoter in agriculture was beneficial and positive in reducing the effect of heat stress on yield and quality of apricot. Spraying Canino apricot trees with melatonin at pre-dormancy stage (August) improved growth (shoot length, number of leaves, percentage of vegetative and flower buds) and fruit set, and yield (fruit weight and number), and fruit characteristics (diameter, firmness, titratable acidity and total soluble solids), followed by gibberellic acid compared with control.

Author Contributions

All authors participated in the field work and chemical analysis, Also, Yehia performed data collection in the field; Amr performed the statistical analysis; Abd El-naby designed this work and supervised the experiment; Abd El-naby and Amr read and approved the final manuscript

Funding

“This research was funded by National Research Centre in Egypt, through the project of Mitigation of heat stress on some horticultural crops by using melatonin and agricultural treatments “

Acknowledgments

We wish to express our deep appreciation and gratitude to National Research Centre in Egypt for the financial support to this study through the project of Mitigation of heat stress on some horticultural crops by using melatonin and agricultural treatments.

Conflicts of Interest

“The authors declare no conflict of interest.”

References

- [1] Lobell, D. B. and Field, C. B., 2011. "California perennial crops in a changing climate." *Clim. Change*, vol. 109, pp. 317-333.
- [2] Rodrigo, J., 2000. "Spring frost in deciduous fruit crops." *Hortic. Rev.*, vol. 12, pp. 223-264. Available: [https://doi.org/10.1016/S0304-4238\(99\)00150-8](https://doi.org/10.1016/S0304-4238(99)00150-8)
- [3] Gradziel, T. M. and Weinbaum, S. A., 1999. "High relative humidity reduces anther dehiscence in apricot, peach, and almond." *HortScience*, vol. 34, pp. 322-325.
- [4] Alburquerque, N., Burgos, L., and Egea, J., 2003. "Apricot flower bud development and abscission related to chilling, irrigation and type of shoots." *Sci. Hortic.*, vol. 98, pp. 265-276. Available: [https://doi.org/10.1016/S0304-4238\(02\)00202-9](https://doi.org/10.1016/S0304-4238(02)00202-9)
- [5] Alburquerque, N., Burgos, L., and Egea, J., 2004. "Influence of flower bud density, flower bud drop and fruit set on apricot productivity." *Sci. Hortic.*, vol. 102, pp. 397-406. Available: <https://doi.org/10.1016/j.scienta.2004.05.003>

- [6] Torricalles, A., Domingo, R., Gelego, R., and Ruiz-Sanchez, M. C., 2000. "Apricot tree response to withholding irrigation at different phenological periods." *Sci. Hortic.*, vol. 85, pp. 201-215. Available: [https://doi.org/10.1016/S0304-4238\(99\)00146-6](https://doi.org/10.1016/S0304-4238(99)00146-6)
- [7] Gülcan, R., Misirli, A., and Aksoy, U., 1993. "September. Evaluation of some biological and pomological properties of apricot hybrids." *In X International Symposium on Apricot Culture*, vol. 384, pp. 195-200.
- [8] Pokorný, J., 1986. "Addition of antioxidants for food stabilization to control oxidative rancidity." *Czech J. Food Sci.*, vol. 4, pp. 299-307.
- [9] R'eblov'a, Z., 2012. "Effect of temperature on the antioxidant activity of phenolic acids." *Czech J. Food Sci.*, vol. 30, pp. 171-177.
- [10] Li, C., Wang, P., Wei, Z., Liang, D., Liu, C., Yin, L., Jia, D., Fu, M., and Ma, F., 2012. "The mitigation effects of exogenous melatonin on salinity-induced stress in *Malus hupehensis*." *J. Pineal Res.*, vol. 53, pp. 298-306. Available: <http://dx.doi.org/10.1111/j.1600-079X.2012.00999.x>
- [11] Arnao, M. B. and Hernandez -Ruiz, J., 2006. "The physiological function of melatonin in plants." *Plant Signal Behav.*, vol. 1, pp. 89-95. Available: <https://doi.org/10.4161/psb.1.3.2640>
- [12] Wang, P., Yin, L., Liang, D., Li, C. H., Ma, F., and Yue, Z., 2012. "Delayed senescence of apple leaves by exogenous melatonin treatment: toward regulating the ascorbate–glutathione cycle." *J. Pineal Res.*, vol. 53, pp. 11-20.
- [13] Kolár, J., Johnson, C. H., and Machácková, I., 2003. "Exogenously applied melatonin (N-acetyl-5-methoxytryptamine) affects flowering of the short-day plant *Chenopodium rubrum*." *Physiol. Plant.*, vol. 118, pp. 605-612. Available: <http://dx.doi.org/10.1034/j.1399-3054.2003.00114.x>
- [14] Kolár, J. and Machácková, I., 2005. "Melatonin in higher plants: occurrence and possible functions." *J. Pineal Res.*, vol. 39, pp. 333-341. Available: <http://dx.doi.org/10.1111/j.1600-079X.2005.00276.x>
- [15] Van Tassel, D. L., Roberts, N., Lewy, A., and O'Neill, S. D., 2001. "Melatonin in plant organs." *J. Pineal Res.*, vol. 11, pp. 8-15. Available: <http://dx.doi.org/10.1034/j.1600-79X.2001.310102.x>
- [16] Park, W. J., 2011. "Melatonin as an endogenous plant regulatory signal: debates and perspectives." *J. Plant Biol.*, vol. 54, pp. 143-149.
- [17] Paredes, S. D., Korkmaz, A., Manchester, L. C., Tan, D. X., and Reiter, R. J., 2009. "Phytomelatonin: a review." *J. Exp. Bot.*, vol. 60, pp. 57-69. Available: <http://dx.doi.org/10.1093/jxb/ern284>
- [18] Antognozzi, E., Famiani, F., Palliotti, A., and Goren, R., 1993. "Effect of CPPU on kiwi fruit productivity." *Acta Hortic.*, vol. 329, pp. 150-152.
- [19] Devrari, N., Negi, H., and Thakur, N., 2017. "Studies on effect of gibberellic acid and naphthalene acetic acid spray on fruit quality and yield of apricot (*Prunus armeniaca* L.)." *Int. J. Agric. Sci. Res.*, vol. 7, pp. 59-64.
- [20] Lotter, J. D. V., 1991. "February. A study of the preharvest ripening of Hayward kiwifruit and how it is altered by N-(2-chloro-4-pyridyl)-N-phenylurea (CPPU)." *Acta Hortic.*, vol. 297, pp. 357-362.
- [21] Taiz, L. and Zeiger, E., 2010. *Plant physiology*. 5th ed. Sunderland, MA: Sinauer Associates.
- [22] Aftab, T., Khan, M. M. A., Idrees, M., Naeem, M., Singh, M., and Ram, M., 2010. "Stimulation of crop productivity, photosynthesis and artemisinin production in *Artemisia annua* L. by triacontanol and gibberellic acid application." *J. Plant Interact.*, vol. 5, pp. 273-281. Available: <https://doi.org/10.1080/17429141003647137>
- [23] El-Agamy, S. Z., Mohamed, A. K. A., Mostafa, F. M. A., and Abdallah, A. Y., 2001. "Effect of GA₃, hydrogen cyanamide and decapitation on budbreak and flowering of two apple cultivars under the warm climate of southern Egypt." *Acta Hortic.*, vol. 565, pp. 109-114.
- [24] Einhorn, T. C., Wang, Y., and J., T., 2013. "Sweet cherry fruit firmness and postharvest quality of late-maturing cultivars are improved with low-rate, single applications of gibberellic acid." *HortScience*, vol. 48, pp. 1010-1017. Available: <https://doi.org/10.21273/HORTSCI.48.8.1010>
- [25] Pires, E. J. P., Terra, M. M., Pommer, V., and Passos, I. R. S., 2000. "May. Improvement of cluster and berry quality of centennial seedless grapes through gibberellic acid." *Acta Hortic.*, vol. 526, pp. 293-302.
- [26] A.O.A.C., 1995. *Official methods of analysis*. Pub. By A.O.A.C. Chap. (45), 18-20, (37)10, Virginia 22201-3301. USA.
- [27] Snedecor, G. W. and Cochran, W. G., 1982. *Statistical methods*. 6th ed. Amess. Iowa, U.S.A.: The Iowa State Univ. Press. pp. 365-372.
- [28] Duncan, D. B., 1955. "Multiple ranges and multiple F. Testes." *Biometrics*, vol. 11, pp. 1-42.
- [29] Naeem, M., Bhatti, I., Ahmad, R. H., and Ashraf, Y. M., 2004. "Effect of some growth hormones (GA₃, IAA and kinetin) on the morphology and early or delayed initiation of bud of lentil (*Lens culinaris* Medik)." *Pak. J. Bot.*, vol. 36, pp. 801-809.
- [30] Graebe, J. E., 1987. "Gibberellin biosynthesis and control." *Annu. Rev. Plant Physiol.*, vol. 38, pp. 419-465.
- [31] Fishel, F. M., 2006. *Plant growth regulators. Document pi-139, pesticide information office, florida cooperative extension service*. University of Florida: Institute of Food and Agricultural Sciences.
- [32] Pavlista, A. D., Santra, D. K., Schild, J. A., and Hergert, G. W., 2012. "Gibberellic acid sensitivity among common bean cultivars (*Phaseolus vulgaris* L.)." *HortScience*, vol. 47, pp. 637-642. Available: <https://doi.org/10.21273/HORTSCI.47.5.637>
- [33] Rathod, R. R., Gore, R. V., and Bothikar, P. A., 2015. "Effect of growth regulators on growth and yield of French bean (*Phaseolus vulgaris* L.) Var. Arka komal." *J. Agric. Vet. Sci.*, vol. 8, pp. 36-39.

- [34] Rajput, C. B. S. and Singh, C. N., 1982. "Effect of growth regulators on vegetative growth and fruiting of ber (*Zizyphus mauritiana* Lamk.)." *Bangladesh Hort*, vol. 10, pp. 19-22.
- [35] Abd El-Naby, S. K. M., El-Sonbaty, M. R., Hegazi, S., Samira, M. M., and El-Sharony, T. F., 2012. "Effect of gibberellic acid spraying on alternate bearing of olive trees." *J. Appl. Sci. Res.*, vol. 8, pp. 5114-5123.
- [36] Abd El-Naby, S. K. M., Abdelkhalek, A., Baiea, M. H. M., and Amin, O. A., 2020a. "Response of Valencia orange trees grown under sandy soil to mitigation of heat stress by melatonin, gibberellin, and salicylic acid application." *Plant Arch.*, vol. 20, pp. 2252-2258.
- [37] Neil, A. C. and Reece, J. B., 2002. "Phytohormones (plant hormones) and other growth regulators." *J. Exp. Bot.*, vol. 1, pp. 153-159.
- [38] Tan, D. X., Manchester, L. C., Terron, M. P., Flores, L. J., and Reiter, R. J., 2007. "One molecule, many derivatives: a never-ending interaction of melatonin with reactive oxygen and nitrogen species?" *J. Pineal Res.*, vol. 42, pp. 28-42. Available: <http://dx.doi.org/10.1111/j.1600-079X.2006.00407.x>.
- [39] Tan, D. X., Hardeland, R., Manchester, L. C., Paredes, S. D., Korkmaz, A., Sainz, R. M., Mayo, J. C., Fuentes-Broto, L., and Reiter, R. J., 2010. "The changing biological roles of melatonin during evolution: from an antioxidant to signals of darkness, sexual selection and fitness." *Biol. Rev.*, vol. 85, pp. 607-623.
- [40] Abd El-Naby, S. K. M., Abdelkhalek, A., and El-Naggar, Y. I. M., 2019. "Effect of melatonin, GA3 and NAA on vegetative growth, yield, and quality of 'Canino' apricot fruits." *Acta Sci. Pol. Hortorum Cultus*, vol. 18, pp. 167-174.
- [41] Magan, N., Medina, A., and Aldred, D., 2011. "Possible climate-change effects on mycotoxin contamination of food crops pre-and postharvest." *Plant Pathol.*, vol. 60, pp. 150-163.
- [42] Çolak, A. M., 2018. "Effect of melatonin and gibberellic acid foliar application on the yield and quality of Jumbo blackberry species." *Saudi J. Biol. Sci.*, vol. 25, pp. 1242-1246. Available: <https://doi.org/10.1016/j.sjbs.2018.06.008>
- [43] Basak, A., 2008. *Biostimulators-definitions, classification, and legislation*. In: Gawron 'ska H (ed) *Biostimulators in Modern agriculture*. Editorial House Wies' Jutra Warszawa, pp. 7-17.
- [44] Arnao, M. B. and Hernandez-Ruiz, J., 2009. "Protective effect of melatonin against chlorophyll degradation during the senescence of barley leaves." *J. Pineal Res.*, vol. 46, pp. 58-63.
- [45] Tan, D. X., Hardeland, R., Manchester, L. C., Korkmaz, A., Ma, S., Rosales-Corral, S., and Reiter, R., 2012. "Functional roles of melatonin in plants, and perspectives in nutritional and agricultural science." *J. Exp. Bot.*, vol. 63, pp. 577-597. Available: <https://doi.org/10.1093/jxb/err256>
- [46] Zhang, H., Zhang, N., Yang, R., Wang, L., Sun, Q. Q., Li, D. B., Cao, Y. Y., Weeda, S., Zhao, B., et al., 2014. "Melatonin promotes seed germination under high salinity by regulating antioxidant systems, ABA and GA 4 interaction in cucumber (*Cucumis sativus* L.)." *J. Pineal Res.*, vol. 57, pp. 269-279.
- [47] Abd El-Naby, S. K. M., Abdelkhalek, A., Baiea, M. H. M., and Amin, O. A., 2020b. "Mitigation of heat stress effects on Washington navel orange by using melatonin, gibberellin, and salicylic treatments." *Plant Arch.*, vol. 20, pp. 3523-3534.
- [48] Khan, A. S., Ahmed, B., Jaskani, M. J., Ahmed, R., and Malik, A. U., 2012. "Foliar application of mixture of amino acids and seaweed (*Ascophylum nodosum*) extract improve growth and physicochemical properties of grapes." *Int. J. Agric. Biol.*, vol. 14, pp. 383-388.
- [49] Davis, P. J., 2004. *The plant hormones: their nature, Occurrence, and functions*. In: Davis, P.J. (Ed.), *Plant Hormones*. Dordrecht, the Netherlands: Kluwer Academic Publishers. pp. 1-15.
- [50] Westwood, M. N., 1993. *Temperate zone pomology; Physiology and culture*. 3rd ed. Portland, or, USA: Timber Press. p. 523.
- [51] Al-Juburi, H. J., Al-Masry, H. H., and Al-Muhanna, S. A., 2001. "Effect of some growth regulators on some fruit characteristics and productivity of the Barhee date palm tree cultivar (*Phoenix dactylifera* L.)." *Fruits*, vol. 56, pp. 325-332.
- [52] Shabana, H. R., Shereqi, R. K., Ibrahim, M., and Al-Safadi, W., 1998. *Effect of naphthalene acetic acid application on the time of ripening and quality of cv. Khaniezy*. The first international conference on Date palms., March 8-10 Al-Ain, United Arab Emirates, pp. 72-77.
- [53] Agusti, M., El-Otmani, M., Juan, M., and Almela, V., 1995. "Effect of 3, 5, 6-trichloro-2-pyridyloxyacetic acid on clementine early fruitlet development and on fruit size at maturity." *J. Hortic. Sci.*, vol. 70, pp. 955-962. Available: <https://doi.org/10.1080/14620316.1995.11515371>
- [54] Southwick, S. M. and Yeager, J. T., 1993. "September. Use of gibberellin formulations for improved fruit firmness and chemical thinning in 'Patterson' apricot." *Acta Hortic.*, vol. 384, pp. 425-430.
- [55] Zahedi, M., Mortazavi, S., Moallemi, N., and Abdossi, V., 2013. "Effect of preharvest application of gibberellic acid and ethephon on the quality of table grape." *J. Ornament. Hortic. Plants*, vol. 3, pp. 125-131.

Figures

Figure-1. Effect of some hormonal substances and antioxidants at pre-dormancy stage (August) on growth and fruit set of Canino apricot during 2017/2018 season

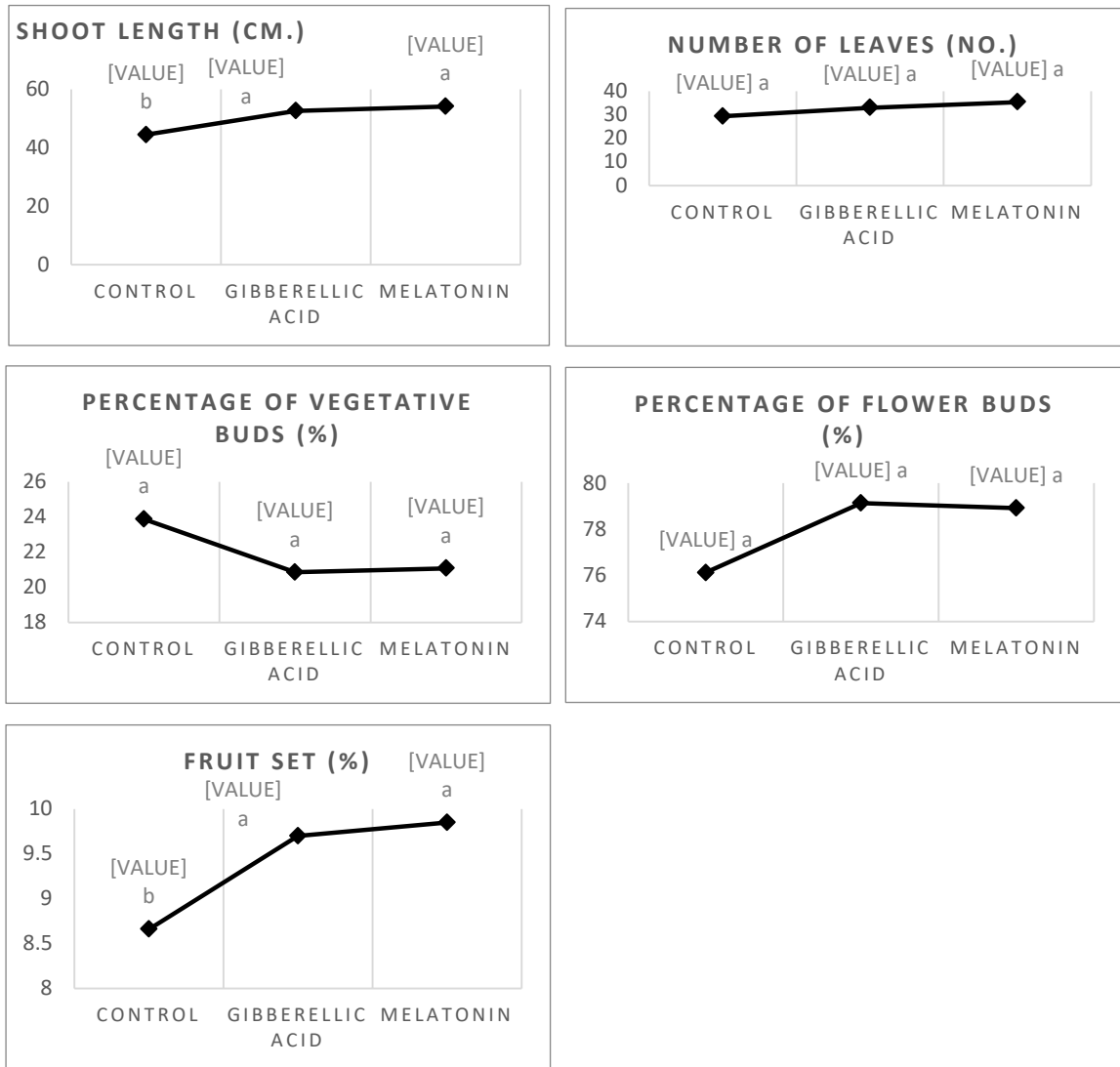


Figure-2. Effect of some hormonal substances and antioxidants at pre-dormancy stage (August) on growth and the fruit set Canino apricot during 2018/2019 season

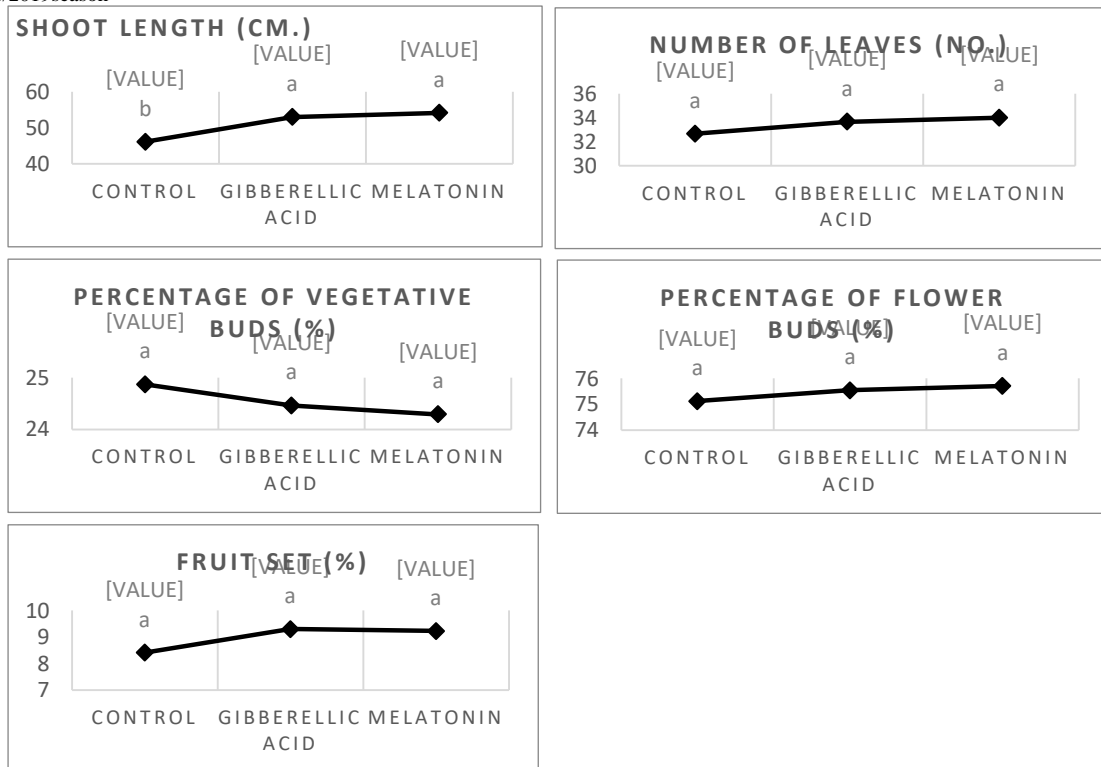


Figure-3. Effect of some hormonal substances and antioxidants at pre-dormancy stage (August) on Canino apricot yield during 2017 /2018 season

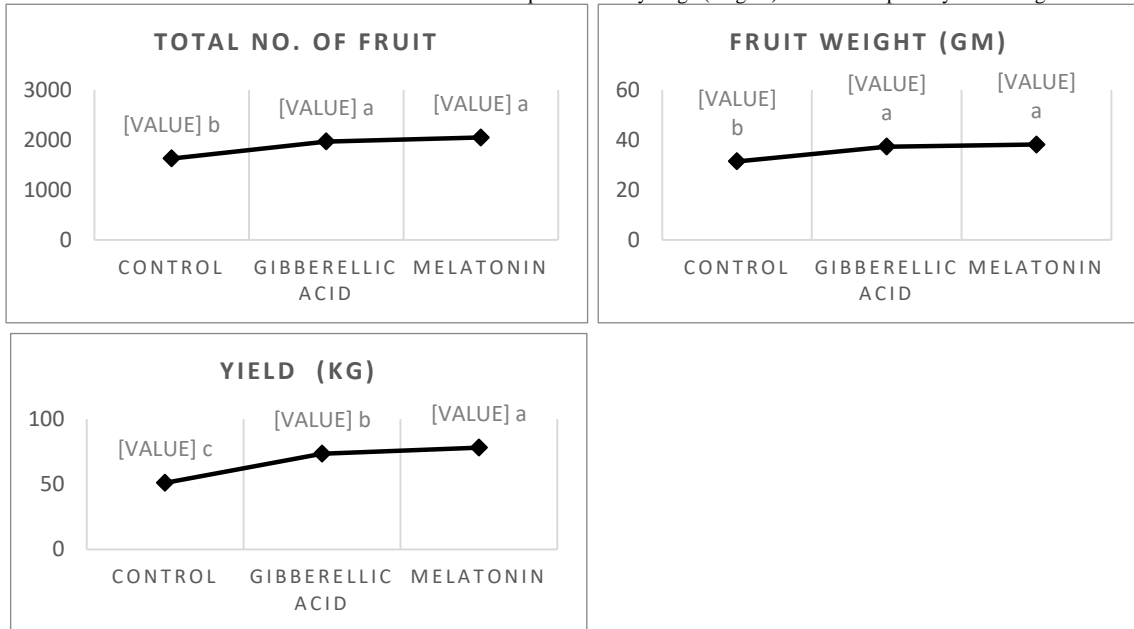


Figure-4. Effect of some hormonal substances and antioxidants at pre-dormancy stage (August) on Canino apricot yield during 2018/2019season

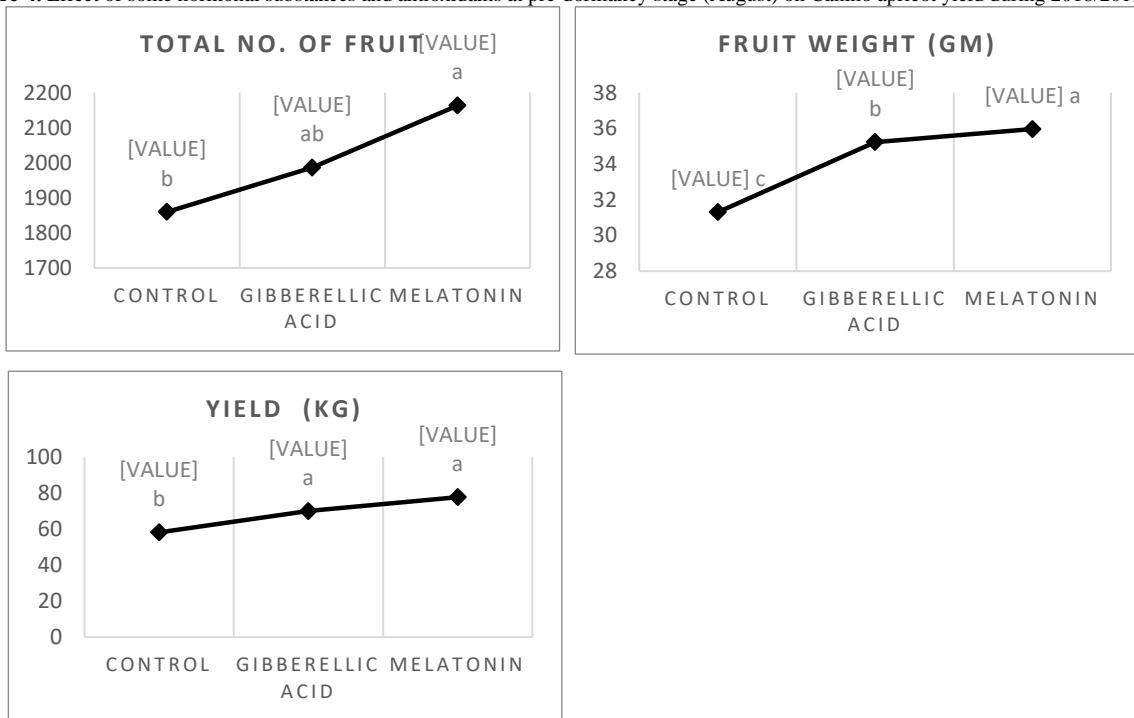


Figure-5. Effect of some hormonal substances and antioxidants at pre-dormancy stage (August) on fruit quality of Canino apricot during 2017/2018 season

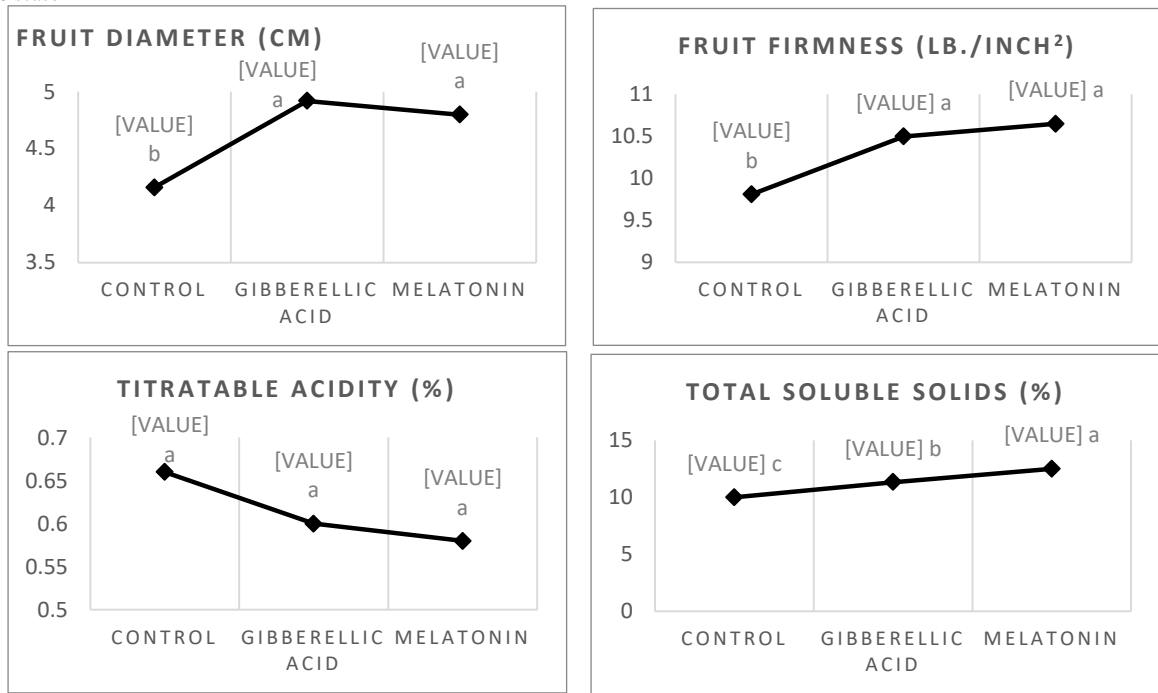


Figure-6. Effect of some hormonal substances and antioxidants at pre-dormancy stage (August) on fruit quality of Canino apricot during 2018/2019 season

